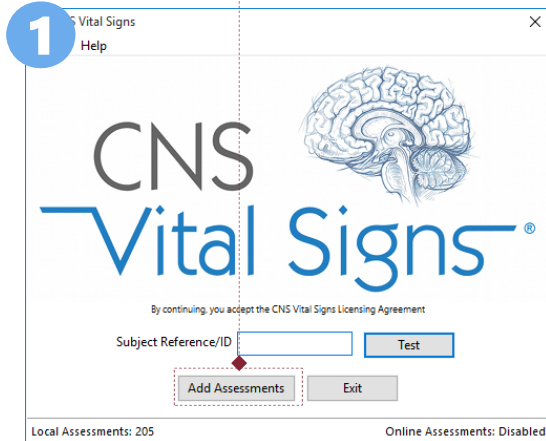


Local Software App Purchase


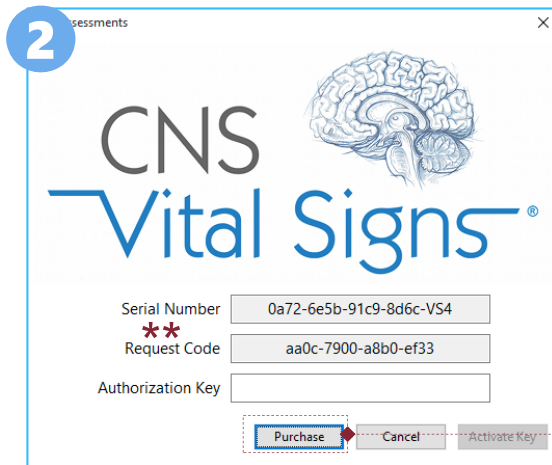
New 'Shopping Cart' Format

From CNS Vital Signs Account

Quick Purchase from Local Software
If you're using the Local Software you can easily add assessments.



Select the Purchase Button & Login



Login with Your Account Username & Password

When purchasing assessment for the local application the Serial Number and Request Code are required. When purchasing CNSVS Online (web-based) assessments, purchased assessments are applied directly to your online account.

Keyboard

CNSVS Keyboard has the keys needed during an assessment session highlighted.

Pricing
Minimum purchase of 10 units.
10 - 24 units \$35.00 each
50 - 99 units \$33.00 each
100 or more units \$30.00 each

Select an item to add to your cart

Serial Number: 0a72-6e5b-91c9-8d6c-VS4
Request Code: aa0c-7900-a8b0-ef33
Quantity: 10 - \$350.00

Mobile Cart
A Mobile Testing Cart. \$495.00 each

ULTRA Series Test Station
The CNSVS Test Station ULTRA Series bundles a High Quality Refurbished Laptop, 40 Assessments with CNS VS Software Preloaded, a Custom Keyboard, and a Mobile Testing Cart. \$1400.00 each

Mobile Series Test Station
The CNSVS Test Station MOBILE Series (no cart) bundles a High Quality Refurbished Laptop, 40 Assessments with CNS VS Software Preloaded, and a Custom Keyboard. \$1000.00 each

Copyright 2015 CNS Vital Signs, LLC. All rights reserved.
Use of CNS Vital Signs Products and Website constitutes acceptance of the CNS Vital Signs [Terms of Service](#) and [Privacy Policy](#).

CNS Vital Signs Solutions

Special testing solutions are available for purchase by clients that are looking for a complete solution.



Custom Testing Keyboard Helps Simplify Administration
Not Required

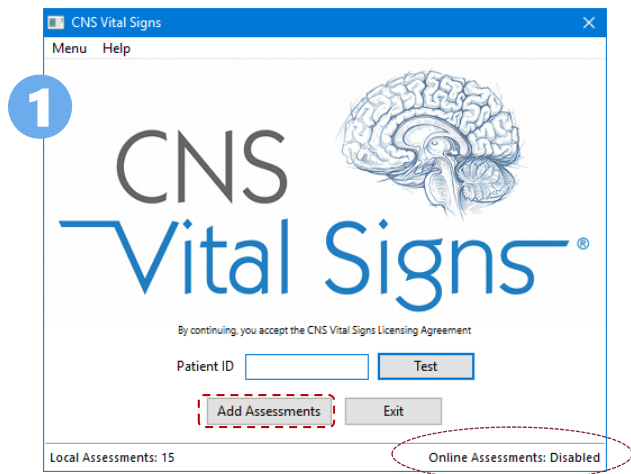
Simple Business Model: Free Software & Upgrades, Free Support, No Start-up Fees and No Service Contracts. **Just purchase economical assessments as needed.**

How do I Add Local Software Assessments?

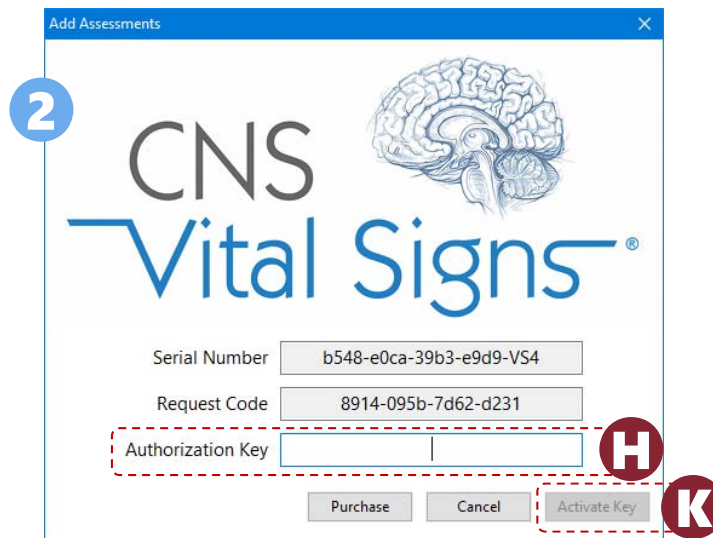


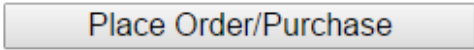
When your Testing PC *is not* Connected to the Internet

From the Testing PC Open CNS VS and Click **Add Assessments** button

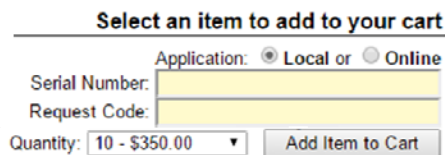


Write down exactly your **Serial Number** and **Request Code** from your CNS Vital Signs software



- A. Go to: www.cnsvs.com
- B. Click: the **'Sign In - Manage Account'** button
- C. Log-in with your Username Email & Password
- D. Click: 

- E. Enter the **Serial Number** and **Request Code**



- F. SELECT the Quantity > Add Item to Cart > Click Purchase and complete the Credit Card information

- G. Complete the Purchase
- H. Write down the **AUTHORIZATION KEY** on the screen
- I. Leave the Browser window open for reference
- J. Return to the *Testing PC* and type in the *Authorization Key*
- K. Click the **ACTIVATE KEY** button - and the Assessments will be added

Caution: Once the codes are copied - do not start an Assessment until the Authorization Key has been activated.

How do I Add Local Software Assessments?

